

Date: 01/19/22

## Project Status Overview

Conversion progress over the past two weeks was impacted by the surge of the Omicron COVID-19 variant. Many crew members endured exposure or illness so work was scaled back to allow for quarantining. Just under 30 additional fixtures have been converted since the last report, with the majority being Major roadway fixtures. A small crew worked on deferred maintenance and resolving issues created by the recent winter weather. Work has scaled back up this week and the conversion of all cobra head lights is expected to be complete by mid-February. The website and phone line continue to receive submissions for shield requests or other comments.

## Continuing Community Engagement

### WEBSITE & FEEDBACK FORM

Since the 01/06/22 update, the feedback form has received shield requests or general feedback from 14 additional residents, bringing the total number of residents having submitted feedback or a request to 47.

Additional side shielding has been requested by eight residents since the last report, bringing the total house-side shield request count to 25. A Dalkia representative calls each requestor to discuss the request and gather further details about the specific light or lights needing shielding. The shield can be installed anywhere on the luminaire so we work to identify the angle of the fugitive light to ensure the shield will be correctly placed to satisfy the resident's request. Shields were most recently installed 12/17/21 and crews will fulfill outstanding shield before the end of January.

Requests for additional lights and removal of lights have been received and we are working closely with Staff to develop appropriate procedures to address these types of requests after the conversion is complete. Other submissions included questions and general comments. These requests are answered with an email or a phone call.

Each submission that has been received since the last report on 01/05/22 can be viewed in the appendix of this report. Previously received submissions can be viewed in recent reports on [SantaFeLED.com](http://SantaFeLED.com).

Date: 01/19/22

## DOOR HANGERS

Residential roadway fixtures have been completed in all Segments except Segment 4. Door hangers will continue to be distributed over the coming weeks as the crews move into the residential areas of Segment 4. One side of the door hanger is printed in English and one side is printed in Spanish. We have seen increased website traffic and use of the feedback form!



Scan the QR code with your phone for more information.



**SantaFeLED.com**

or call us!  
**Phone: 505.219.3780**

394-DalkiaSantaFe-DoorHanger.indd 1 9/6/21 12:26 P



Escanea el código QR con tu teléfono móvil para obtener más información.



**SantaFeLED.com**


¡o llámanos!  
**Teléfono: 505.219.3780**

394-DalkiaSantaFe-DoorHanger.indd 1 9/6/21 12:26 P

Date: 01/19/22

## INFORMATION CARDS

Each operational truck continues to be stocked with information cards. Our crews have reported several instances of being approached by community-members and providing them with a card to submit their feedback, with over 130 cards having been distributed to date.



Scan the QR code with your phone for more information.



**SantaFeLED.com**

**or call us!**  
**Phone: 505.219.3780**

394-DalkiaSantaFe-DoorHanger.indd 1

9/6/21 12:26 P



Escanea el código QR con tu teléfono móvil para obtener más información.



**SantaFeLED.com**

**¡o llámanos!**  
**Teléfono: 505.219.3780**

394-DalkiaSantaFe-DoorHanger.indd 1

9/6/21 12:26 P

## DRONE FOOTAGE

Segment 1 Drone Footage is now available on SantaFeLED.com!

Date: 01/19/22

## Conversion Work Completed from 01/05/21 – 01/19/22

### FIXTURES CONVERTED TO DATE

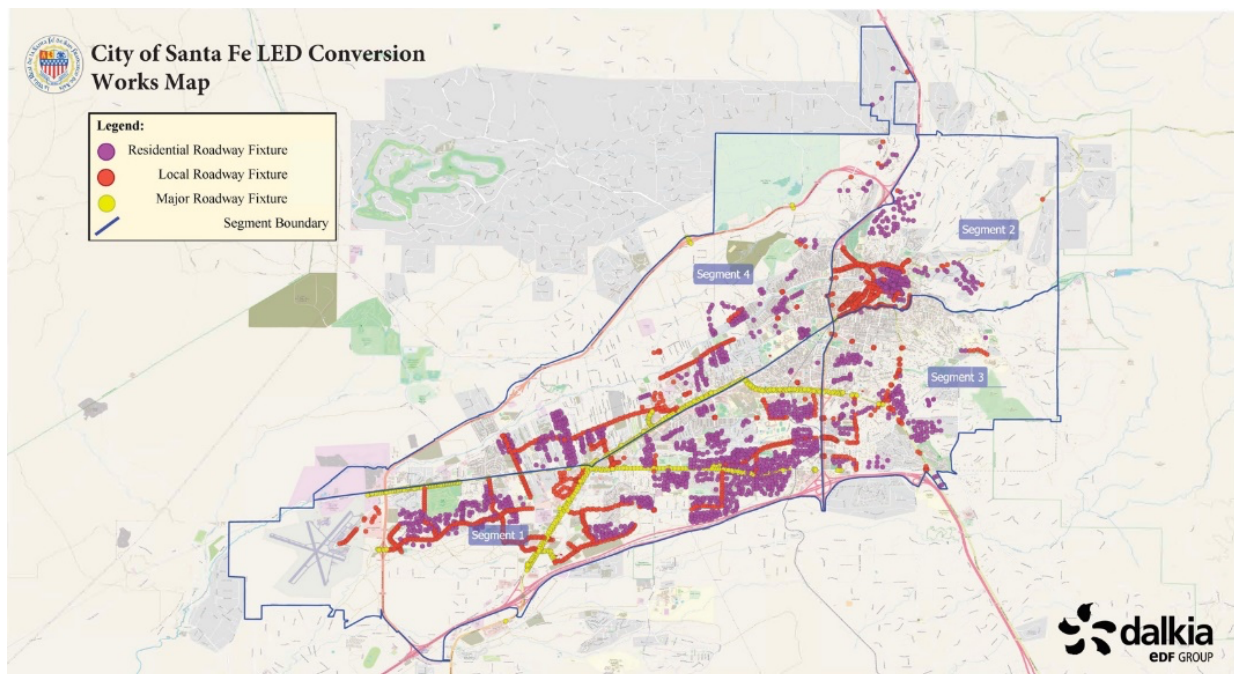
Total Complete: 2,625

Residential: 1,151

Local: 941

Major: 533

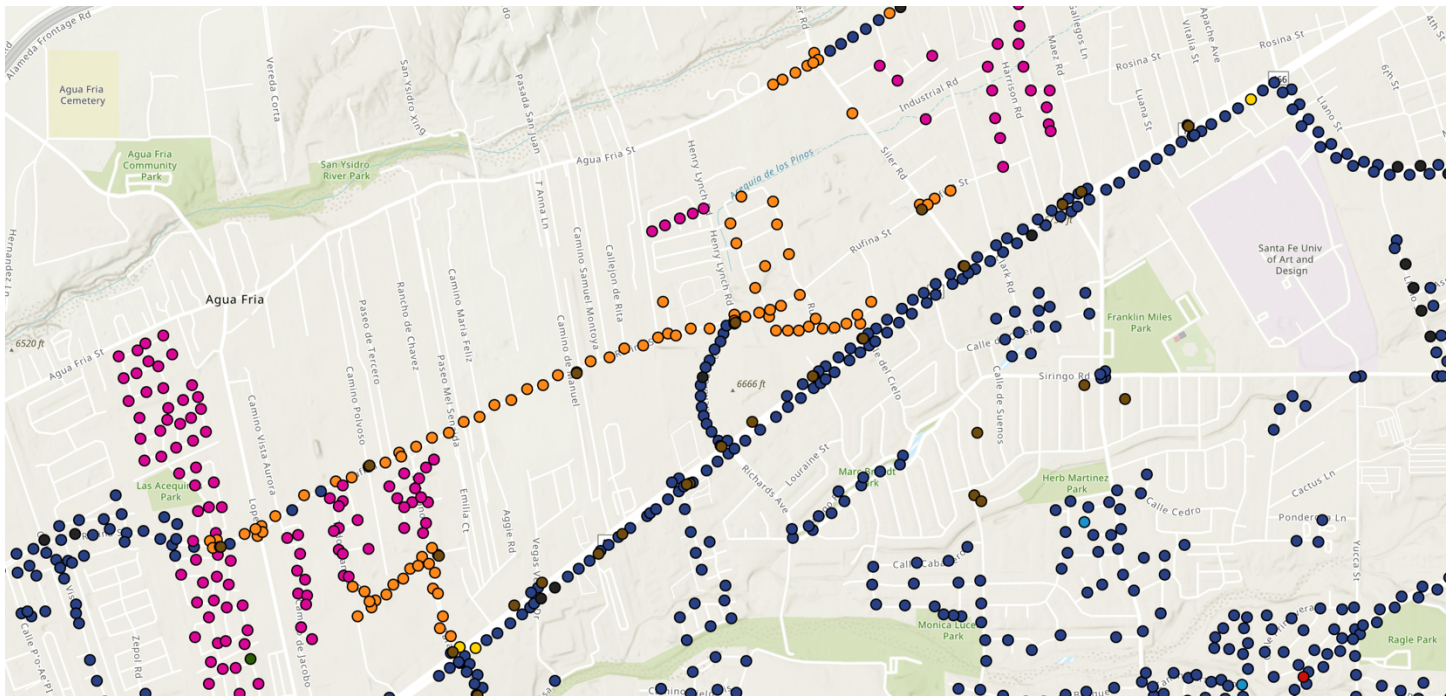
Watts Reduced to Date: -329,668 W



The maps on the following pages show work that has been completed between January 5, 2022 and January 19, 2022.



Date: 01/19/22



FIXTURES CONVERTED through 01/19/22 GREEN DOTS & BLUE DOTS = COMPLETED FIXTURE

## LEGEND

ALL BLUE = COMPLETED FIXTURES, FIELD VERIFICATION COMPLETE  
 ALL GREEN = COMPLETED FIXTURES, AWAITING FIELD VERIFICATION  
 YELLOW = FIXTURE TO BE CONVERTED, MAJOR ROADWAY  
 ORANGE = FIXTURE TO BE CONVERTED, LOCAL ROADWAY  
 PINK = FIXTURE TO BE CONVERTED, RESIDENTIAL ROADWAY  
 BROWN = CONTACTORS (ELECTRICAL EQUIPMENT)  
 RED OR GRAY = ADDITIONAL MAINTENANCE REQUIRED BY PNM (DISTRIBUTION-SIDE WORK)  
 WHITE = NEW DEVELOPMENT, AUTHORIZATION REQUIRED PRIOR TO WORK



Date: 01/19/22

## Appendix A: Website Form Submissions

Conversion Date	What is the nature of your response?	Comment/Question	First Name	Street Address
1/17/22	Request a house-side shield	Light is wat to bright! Need a shield away from home. Pole is on north end of my driveway. Thank you	Adolfo	Governor Lindsey Road
1/11/22	Request a house-side shield	we need a shield from the recently upgraded street light across the street	mark	Calle Dulcinea
1/10/22	Request a house-side shield	Please install a shield to keep light out of the homes on Calle San Simon at Calle Colibri. The light shines directly into my bedroom. Ideally, the light should be removed. We have lost our dark sky.	Debora	Calle San Simon
1/10/22	Request a house-side shield	Hi,  We live at 6333 Paseo del Sol West. Ever since the light converted to an LED, it has completely ruined our evening and nights in our backyard and inside when we are trying to sleep. Can you please turn down the light and/or set up a shield so it does not shine directly into our backyard and directly into our bedrooms? It's horrible. Thanks.	Joaquin	Paseo del Sol West
1/10/22	Request a house-side shield	Located in front of 3007 Governor Lindsey Road requesting a shield to be installed.	Brian	Governor Lindsey Road
1/9/22	Request a house-side shield	the new light on Sawmill between Pradera and Ventoso is illuminating our master bedroom, yard, casita bedroom and has impacted our night sky viewing. Would really appreciate a shield and/or the light dimmed. The shield should be on the south or southwest side of the light to fix our problems. I don't know the dimensions of the shield. Thanks for any help you can provide us.	David	Ventoso
1/6/22	Request a house-side shield	New light is far too bright.	Sondra	Calle de Francisco
1/6/22	Request a house-side shield	urban/forest boundary - we would minimally like the light to be dimmable. Even better, is there any way you could install a motion detector light? Thanks for your consideration.	Linda	Camino Militar

Conversion Date	What is the nature of your response?	Comment/Question	First Name	Street Address
1/16/22	Report an outage	This is my second request, first request was 10 days ago. Replace burned out street light on east side of Avenida de Las Campanas about 150 feet south of Alamosa Drive. Contacted PNM 2 weeks before my first request with you people. No one answers the phone during normal hours at 505-219-3780	Douglas	Avenida de Las Campanas
1/8/22	Provide feedback on your experience with the conversion	When will you complete changing out bulbs on Rodeo Rd.? There are approximately 20 lights on the north side of Rodeo going west down to Zafarano that haven't been changed out. This will eventually be done I hope?	Gary	Plaza Azul
1/6/22	Report an outage	Street light is out on east side of street, just south of Alamosa.	Douglas	Avenida de Las Campanas
1/6/22	Provide feedback on future dimming	Please please dim your lights in our town. We are committed to the night sky remaining natural, and these lights counter that desire.	Judith	Calle Cacique
1/6/22	Provide feedback on future dimming	Many of the new LED lights are very very bright. I end up with spots in my vision when driving near them. Is there any way that they can be dimmed a bit? Thank you.	Deborah	W SAN MATEO RD
1/4/22	Provide feedback on your experience with the conversion	The streetlights at the corner of Arroyo Chamisa and St. Michael's are blinding to drivers. Please either dim them or shields them for the sake of safety.	Diane	Calle Paisano